



# aFe Silver Bullet

Throttle Body Spacer

**Part Number**

46-33009





## Important!

This kit includes the parts for several different installations; please verify the parts list and read all instruction steps before you begin installation.

Make: Model	FORD/MAZDA TRUCK Year	Engine	Model	Year	Engine
Explorer	2001-2001	4.0L	Explorer SporTrac	2001-2006	4.0L
Explorer Sport	2001-2004	4.0L	Ranger	2001-2006	4.0L
B4000	2002-2009	4.0L			

1. Remove throttle cable cover by removing three (3) 7mm tap screws. Loosen and remove the air inlet tube from the Mass Air Flow (MAF) sensor and throttle body. Unbolt two cable bracket bolts (8mm). Remove the throttle cable and cruise control cable (if equipped) from throttle body.
2. Disconnect the Throttle Position Sensor (TPS) from throttle body. Loosen and remove four throttle body bolts (8mm). Remove the throttle body.
3. Install the gasket, aFe Silver Bullet throttle body spacer (engraved side towards the throttle body), and throttle body onto the intake manifold. Use the supplied bolts (10mm) and washers to secure the throttle body to the intake manifold. Torque to 8 lb/ft.
4. Install the extender brackets to the bracket locations with the 6mm countersunk bolts. Firmly tighten with a 5/32" hex tool. Now, bolt the original bracket the extender brackets using the original bolts.
5. Reconnect the throttle cable and cruise control cable (if equipped) to the throttle body.
6. Reattach the air inlet tube to the MAF and throttle body. You will not be able to reattach the throttle cable cover without extensive modification. Using the included cable ties, secure the power brake vent tube to adjacent lines.

**NOTE:** This part is exempt by the California Air Resources Board (C.A.R.B.) and has been issued an Executive Order (E.O.). If part does not already have a C.A.R.B. E.O. sticker on it, one should be supplied and will be necessary to place the sticker on or near device on a smooth, clean surface. the C.A.R.B. E.O. sticker is required to pass the smog test inspections in the state of California.



## Parts List

- 1 aFe Silver Bullet Spacer
- 1 Gasket
- 4 1/4 x 2 3/4" screws
- 4 Rubberized washers
- 2 1" cable extender brackets
- 2 6mm countersunk screws
- 2 Cable Ties

advanced FLOW engineering, Inc.

252 Granite Street, Corona, CA 92879

For TECHNICAL and INSTALLATION SUPPORT, please call 951-493-7185 M-F 7:00am-5:00pm PST; OR email Tech@afepower.com (send photos if helpful). All other calls, please use our main line at 951-493-7100

www.aFePower.com

Revised: 06-16-2020 CDS